

WILLIAM LEHMAN


Elementary School

The Future Begins Here

GRADE LEVEL: 5th Grade

WEEK OF: April 20-April 24

	Teachers: Ms. Bosch Mrs. Mesa, Mrs. Fernandez	Teachers: Ms. Gunther Mrs. Alonso Mrs Bandrich	Teachers: Ms. Gunther Mrs. Alonso Mrs Bandrich	Teachers Mr.Chickillo Mr. Bethell	Teachers Mrs. Urbanik	Teachers Ms. Castilla	Teachers Brockway & Barreiro- Martinez
	Subject: Reading/LA	Subject: Math	Subject: Science/Social Studies	Subject: PE	Subject: Music	Subject: Art	Subject: World Languages
What hours will my teachers be available every day to help me?	8:30-11:30 am	11:30--2:30pm	11:30--2:30pm	10:30 a.m. to 1:30 p.m.	10:30 a.m. to 1:30 p.m.	10:30 a.m. to 1:30 p.m.	10:30 a.m. to 1:30 p.m.
How should I communicate with my teacher?	TEAMS through Office 365 as well as teacher email.	TEAMS through Office 365 as well as teacher email.	TEAMS through Office 365 as well as teacher email.	pchickillo@dadeschools.net coachbethell@dadeschools.net	Microsoft Teams – Located in student portal under Office 365 jurbanik@dadeschools.net	lcastilla@dadeschools.net as well as Office 365	Aivlis @dadeschools.net sbrockway@dadeschools.net
Did I login to my portal so I do not get marked absent?	https://auth.dadeschools.net/ auth/dsLogon.aspx?ru=aHR0cDovL21kY3BzcG9ydGFsLmRhZGVzY2hvb2xzLm5ldC8=	https://auth.dadeschools.net/ auth/dsLogon.aspx?ru=aHR0cDovL21kY3BzcG9ydGFsLmRhZGVzY2hvb2xzLm5ldC8=	https://auth.dadeschools.net/ auth/dsLogon.aspx?ru=aHR0cDovL21kY3BzcG9ydGFsLmRhZGVzY2hvb2xzLm5ldC8=	https://auth.dadeschools.net/ auth/dsLogon.aspx?ru=aHR0cDovL21kY3BzcG9ydGFsLmRhZGVzY2hvb2xzLm5ldC8=	https://auth.dadeschools.net/ auth/dsLogon.aspx?ru=aHR0cDovL21kY3BzcG9ydGFsLmRhZGVzY2hvb2xzLm5ldC8=	https://auth.dadeschools.net/ auth/dsLogon.aspx?ru=aHR0cDovL21kY3BzcG9ydGFsLmRhZGVzY2hvb2xzLm5ldC8=	https://auth.dadeschools.net/ auth/dsLogon.aspx?ru=aHR0cDovL21kY3BzcG9ydGFsLmRhZGVzY2hvb2xzLm5ldC8=
What is my assignment?	Storyworks- Students will read the assigned story Monday and each day will work on a skills worksheet. At the end of each week,	i-Ready- Students will work on their individual lessons and/or the teacher assigned lesson for 15 minutes per day.	Brain Pop- Students will work on an assigned video and quiz StudyJams- Students will work	Students will create an exercise log. That includes the date,	Complete “Articulation and Tempo” Assignments in quavermusic.com	https://youtu.be/WZP7Z2UH6M “Sandra Silberzweig Selfies”	Copy and do Vocabulary. La misteriosa escritura maya words posted in portal. Student will submit completed work via




WILLIAM LEHMAN

Elementary School

The Future Begins Here


	<p>students will take the quiz on the story.</p> <p>i-Ready- Students will be expected to work on their individual lessons and/or the teacher assigned lesson for 60 minutes per week.</p> <p>Brain Pop- Students will be working on an assigned grammar lesson.</p>	<p>ThinkCentral. Go Math! etextBook</p> <p>Brain Pop</p> <p>StudyJams</p>	<p>on an assigned video.</p> <p>Elevate Science Workbook</p> <p>Students will work on assigned pages and questions</p> <p>NBC Learn-via the Student Portal</p> <p>Web Quest</p>	<p>leg stretches- example right leg one.</p> <p>3 sets of 12 jumping jacks</p> <p>3 sets of 12 push ups</p> <p>3 sets of 12 sit ups</p> <p>3 sets of jumping rope skill 1 minute 30 seconds (running in place) 30 sec rest in between</p> <p>*list any additional exercise</p>			<p>picture in teacher email.</p>
When is my assignment due?	<p>Please check your teacher's 365-TEAMS for assignment due date.</p>	<p>Please check your teacher's 365-TEAMS for assignment due date.</p>	<p>Please check your teacher's 365-TEAMS for assignment due date.</p>		<p>Articulation and Tempo" is due on 4/24/20</p>	<p>Monday, April 27</p>	<p>04/24/2020</p>
What digital resources will I use for my daily assignments?	<p>Storyworks digital magazine</p> <p>www.storyworks.scholastic.com</p> <p>*Use the login information provided by your teacher.</p> <p>Brain Pop (Grammar)-</p> <p>www.brainpop.com/english Log in with</p>	<p>Brain Pop</p> <p>www.brainpop.com</p> <p>ThinkCentral Go Math</p> <p>Students will have access via their student portal</p> <p>Studyjams</p> <p>studyjams.com</p>	<p>Brain Pop</p> <p>www.brainpop.com</p> <p>Studyjams</p> <p>studyjams.com</p> <p>NBC Learn-via the Student Portal</p> <p>Web Quest</p>	<p>Move to learn</p> <p>:Exercise videos</p> <p>https://nam01.safelinks.protection.outlook.com/?url=https%3A%2F%2Fwww.youtube.com%2Fchannel%2FUcuPUdEctalgaEexj3ZFjkiQ&data=02%7C01%7Cpwgreen%40dadeschools.net%7C3c371e15d4fe4e5231e708d7c74edf00%7C4578f68f86c</p>	<p>Microsoft Teams</p> <p>Quavermusic.com</p>	<p>YouTube videos above.</p>	<p>Schoology is found in the student portal .</p> <p>3rd.-5th grade Use online dictionary www.rae.es to look up meanings.</p>



WILLIAM LEHMAN Elementary School

The Future Begins Here


	password provided by your teacher Log in with password provided by your teacher.			d4af9b31793e3826ca0f5%7C0%7C0%7C637197013885294683&sdata=2VeNRO9zKwOProYINC4%2BToDAwCxnkfoCBGRvhfb1wMM%3D&reserved=0			
Daily Tasks:	NEXT PAGES!!						
Monday, April 20	Read your Storyworks article. Use text-to-speech if needed to read the article. Answer the questions on the skills worksheet provided by your teacher. i-Ready- Please complete your regular lessons and/or the teacher assigned lesson for approximately 60 minutes per week Grammar- Log into Brainpop.com/english Click on the "Grammar" tab and find the Contractions	i-Ready-15 Minutes Follow your Path Go Math! Chapter 4 Steps: 1.Student Portal 2. Click on Math eTextBook 3. Click- My Library 4.Scroll Down 5. Click- Math on the Spot Video Tutorial, GK-6 6. Click on Grade 5 7. Click- Chapter 4 8. Click-Lesson 4.1 Multiplication Patterns with Decimals 9.View the video 10. Click -Things to Do 11. Choose:	Please Refer to Attachment A at the end of this document.	3 sets of 12 jumping jacks 3 sets of 12 push ups 3 sets of 12 sit ups 3 sets of jumping rope skill 1 minute 30 seconds (running in place) 30 sec rest in between *list any additional exercise	Since music classes meet only once a week, please complete assignments whenever possible, but by the due date.		



WILLIAM LEHMAN Elementary School

The Future Begins Here

	<p>lesson. View the video on the skill.</p>	<p>Lesson 4.1 Classwork 12. Click Start 13. Complete Questions 1-8 14. Click: Turn it in!!</p>						
<p>Tuesday, April 21</p>	<p>Read your Storyworks article. Use text-to-speech if needed to reread the article. Answer the questions on the skills worksheet provided by your teacher. i-Ready- Please complete your regular lessons and/or the teacher assigned lesson for approximately 60 minutes for the week. Grammar- Log into Brainpop.com/english Click on the "Grammar" tab and find the Contractions lesson. Work on the vocabulary worksheet for practice. Review the video lesson if needed.</p>	<p>i-Ready-15 Minutes Follow your Path Go Math! Chapter 4 Steps: 1.Student Portal 2. Click on Math etextBook 3. Click- My Library 4.Scroll Down 5. Click- Math on the Spot Video Tutorial, GK-6 6. Click on Grade 5 7. Click-Chapter 4 8. Click-Lesson 4.4 Multiply Using Expanded Form 9.View the video 10. Click -Things to Do 11. Choose: Lesson 4.4 Classwork 12. Click Start 13. Complete Questions 1-8 14. Click:</p>	<p>Please Refer to Attachment A at the end of this document</p>	<p>3 sets of 12 jumping jacks 3 sets of 12 push ups 3 sets of 12 sit ups 3 sets of jumping rope skill 1 minute 30 seconds (running in place) 30 sec rest in between *list any additional exercise</p>				




WILLIAM LEHMAN

Elementary School

The Future Begins Here

		Turn it in!!						
Wednesday, April 22	<p>Read your Storyworks article. Use text-to-speech if needed to reread the article. Answer the questions on the skills worksheet provided by your teacher.</p> <p>i-Ready- Please complete your regular lessons and/or the teacher assigned lesson for approximately 60 minutes per week.</p> <p>Grammar- Log into Brainpop.com/english Click on the "Grammar" tab and find the Contractions lesson. View the "related reading" section on the skill in order to review the rules.</p>	<p>i-Ready-15 Minutes Follow your Path</p> <p>Go Math! Chapter 4 Steps:</p> <ol style="list-style-type: none"> 1. Student Portal 2. Click on Math eTextBook 3. Click- My Library 4. Scroll Down 5. Click- Math on the Spot Video Tutorial, GK-6 6. Click on Grade 5 7. Click-Chapter 4 8. Click-Lesson 4.7 Multiply Decimals 9. View the video 10. Click -Things to Do 11. Choose: Lesson 4.7 Classwork 12. Click Start 13. Complete Questions 1-16 14. Click: Turn it in!! 	<p>Please Refer to Attachment A at the end of this document</p>	<p>3 sets of 12 jumping jacks 3 sets of 12 push ups 3 sets of 12 sit ups 3 sets of jumping rope skill 1 minute 30 seconds (running in place) 30 sec rest in between *list any additional exercise</p>				
Thursday, April 23	<p>Read your Storyworks article. Use text-to-speech if needed to reread the</p>	<p>i-Ready-15 Minutes Follow your Path</p>	<p>Please Refer to Attachment A at the end of this document</p>	<p>3 sets of 12 jumping jacks 3 sets of 12 push ups</p>				




WILLIAM LEHMAN

Elementary School

The Future Begins Here

	<p>article. Answer questions on the skills worksheet provided by your teacher.</p> <p>i-Ready- Please complete your regular lessons and/or the teacher assigned lesson for approximately 60 minutes per week.</p> <p>Grammar- Log into Brainpop.com/english</p> <p>Click on the "Grammar" tab and find the Contractions lesson. Complete the "Review" skill section.</p>	<p>Go Math! Chapter 4</p> <p>Steps:</p> <ol style="list-style-type: none"> 1. Student Portal 2. Click on Math etextBook 3. Click- My Library 4. Scroll Down 5. Click- Math on the Spot Video Tutorial, GK-6 6. Click on Grade 5 7. Click-Chapter 4 8. Click-Lesson 4.6 Decimal Multiplication 9. View the video 10. Click -Things to Do 11. Choose: Lesson 4.6 Classwork 12. Click Start 13. Complete Questions 1-8 14. Click: Turn it in!! 		<p>3 sets of 12 sit ups</p> <p>3 sets of jumping rope skill 1</p> <p>minute 30 seconds (running in place) 30 sec rest in between</p> <p>*list any additional exercise</p>			
<p>Friday, April 24</p>	<p>Read your Storyworks article. Use text-to-speech if needed to read the article. Take the quiz for the assigned story. Submit quiz.</p>	<p>Chapter 4</p> <p>Steps:</p> <ol style="list-style-type: none"> 1. Student Portal 2. Click on Math etextBook 3. Click -Things to Do 4. Choose 	<p style="text-align: center;">Catch Up Day!</p> <p style="text-align: center;">Complete and Submit the Weekly Assignments</p>	<p>3 sets of 12 jumping jacks</p> <p>3 sets of 12 push ups</p> <p>3 sets of 12 sit ups</p> <p>3 sets of jumping rope skill 1</p>			




WILLIAM LEHMAN

Elementary School

The Future Begins Here

	<p>i-Ready- Please complete your regular lessons and/or the teacher assigned lesson for approximately 60 minutes per week.</p> <p>Grammar- Log into Brainpop.com/english Click on the "Grammar" tab and find the Contractions lesson. <i>Take the quiz and email results to the teacher.</i></p>	<p>Chapter 4 Test</p> <p>5. Click Start</p> <p>6. Complete Questions 1-22</p> <p>7. Click Turn it in!!</p>		<p>minute 30 seconds (running in place) 30 sec rest in between</p> <p>*list any additional exercise</p>			
<p>Did the teacher share any additional information?</p>	<p>Additional information will be made available through the TEAM room. For any password information, please email your teacher directly.</p>	<p>Additional information will be made available through the TEAM room via Office 365 and email.</p>	<p>Additional information will be made available through the TEAM room via Office 365 and email.</p>	<p>Have your parents initial each daily entry</p>	<p>CLASS CODES: Bandrich: 3QUPE Mesa: P22KF Alonso: MPPKK Fernandez: 55YCV Gunther: YGMXC</p>	<p>Video uses chalk pastels and black glue. NO NEED to use GLUE. Use a dark color marker for outline and can use crayons or coloring pencils if pastels not available. IF available, can use dark paper if using pastels, use regular, white paper for regular coloring. Blend by using a light layer of colors.</p>	



WILLIAM LEHMAN

Elementary School

The Future Begins Here

ATTACHMENT A- SCIENCE AND SOCIAL STUDIES

SCIENCE- MONDAY, April 20th, 2020


ASSIGNMENT: BRAINPOP

1. Using Google: **Type brainpop.com**
2. Click "Log in" (located at the top of the page)
3. For the **User Name** type: **wle**
4. For the **Password** type: **wle**
5. Click on the **SCIENCE** box.
6. In the "SEARCH BOX" TYPE: **Mineral Identification**
7. View the video
8. You may click on "**Movie Transcript**" to read the information in the video
9. Click on **Quiz**
10. Click on **Graded** and **Complete Quiz**
11. Click on "Email Your Results"
12. COMPLETE THE INFORMATION:
Type Your Full Name
13. Email your document to: Science Teachers:
falonso7980@dadeschools.net
ebandrich@dadeschools.net
dgunther@dadeschools.net

SOCIAL STUDIES: TUESDAY, April 21, 2020

ASSIGNMENT: BRAINPOP

1. Using Google: **Type brainpop.com**
2. Click "Log in" (located at the top of the page)
3. For the **User Name** type: **wle**
4. For the **Password** type: **wle**
5. Click on the **Geography**.
6. Click on **Map Skills**
7. View the video
8. You may click on "**Movie Transcript**" to read the information in the video
9. Click on **Quiz**
10. Click on **Graded** and **Complete Quiz**
11. Click on "Email Your Results"
12. COMPLETE THE INFORMATION: **Type Your Full Name**
13. Email your document to: Science Teachers:
falonso7980@dadeschools.net
ebandrich@dadeschools.net
dgunther@dadeschools.net



WILLIAM LEHMAN

Elementary School

The Future Begins Here

ATTACHMENT A- SCIENCE AND SOCIAL STUDIES

• SCIENCE – WEDNESDAY, April 22, 2020

ASSIGNMENT: STUDYJAMS/ Elevate Science Workbook

Using Google: **Type studyjams.com**

1. Click on Science
2. Click on "**See all topics**"- Drop Down Arrow
3. Click on "**Landforms, Rocks and Minerals**"
4. Click on "**Weathering and Erosion**".
5. View the Video.
6. Use the information from the video to complete the following work:
7. **Use your Elevate Science Workbook to complete:**
8. **Pages 4 (Questions 7-9)**
9. **Page 6 (Questions 13-15)**
10. **Page 29 (Questions 7-9)**
11. **Page 31(Questions 13-15)**
12. Using the "Microsoft Word Program", create a document and be sure to:
Type your Name
Type the Date
Type the heading: Elevate Science Assignment
Type the page(s) numbers Type ONLY the Answer to each question.

Example: 19. A
13. Email your document to: Science Teachers
falonso7980@dadeschools.net
ebandrich@dadeschools.net
dgunther@dadeschools.net

SOCIAL STUDIES: THURSDAY, April 23, 2020

ASSIGNMENT: BRAINPOP

- 1.Using Google: **Type brainpop.com**
2. Click "Log in" (located at the top of the page)
3. For the **User Name** type: **wle**
4. For the **Password** type: **wle**
- 5.Click on the **Geography**.
- 6.Click on **Latitude & Longitude**
- 7.View the video
- 8.You may click on "**Movie Transcript**" to read the information in the video
9. Click on **Quiz**
- 10.Click on **Graded** and **Complete Quiz**
11. Click on "Email Your Results"
12. COMPLETE THE INFORMATION:**Type Your Full Name**
13. Email your document to: Science Teachers:
falonso7980@dadeschools.net
ebandrich@dadeschools.net
dgunther@dadeschools.net