


WILLIAM LEHMAN Elementary School

The Future Begins Here

GRADE LEVEL: 4th Grade

WEEK OF: April 20th - April 24th

	Teachers: Ms. Bosch Mrs. Mancini Mrs. Vigil	Teachers: Ms. Gunther Mr. Lozano Mr. Puett	Teachers: Ms. Gunther Mr. Lozano Mr. Puett	Teachers Mr. Chickillo Mr. Bethell	Teachers Mrs. Urbanik	Teachers Ms. Castilla	Teachers Brockway & Barreiro- Martinez
	Subject: Reading/LA	Subject: Math	Subject: Science/Social Studies	Subject: PE	Subject: Music	Subject: Art	Subject: World Languages
What hours will my teachers be available every day to help me?	8:30-11:30 am	11:30--2:30pm	11:30--2:30pm	10:30 a.m. to 1:30 p.m.	10:30 a.m. to 1:30 p.m.	10:30 a.m. to 1:30 p.m.	10:30 a.m. to 1:30 p.m.
How should I communicate with my teacher?	TEAMS through Office 365 as well as teacher email. Ms. Bosch 155845@dadeschools.net Mrs. Mancini M_mancini@dadeschools.net Mrs. Vigil danielavigil@dadeschools.net	TEAMS through Office 365 as well as teacher email. Ms. Gunther dgunther@dadeschools.net Mr. Lozano 333348@dadeschools.net Mr. Puett cpuett@dadeschools.net	TEAMS through Office 365 as well as teacher email. Ms. Gunther dgunther@dadeschools.net Mr. Lozano 333348@dadeschools.net Mr. Puett cpuett@dadeschools.net	pchickillo@dadeschools.net coachbethell@dadeschools.net	Microsoft Teams – Located in student portal under Office 365 jurbanik@dadeschools.net	icastilla@dadeschools.net as well as Office 365	Aivlis @dadeschools.net sbrockway@dadeschools.net
Did I login to my portal so I do not get marked absent?	https://auth.dadeschools.net/auth/dsLogon.aspx?ru=aHR0cDovL21kY3BzcG9ydGFsLmRhZGVzY2hvb2xzLm5ldC8=	https://auth.dadeschools.net/auth/dsLogon.aspx?ru=aHR0cDovL21kY3BzcG9ydGFsLmRhZGVzY2hvb2xzLm5ldC8=	https://auth.dadeschools.net/auth/dsLogon.aspx?ru=aHR0cDovL21kY3BzcG9ydGFsLmRhZGVzY2hvb2xzLm5ldC8=	https://auth.dadeschools.net/auth/dsLogon.aspx?ru=aHR0cDovL21kY3BzcG9ydGFsLmRhZGVzY2hvb2xzLm5ldC8=	https://auth.dadeschools.net/auth/dsLogon.aspx?ru=aHR0cDovL21kY3BzcG9ydGFsLmRhZGVzY2hvb2xzLm5ldC8=	https://auth.dadeschools.net/auth/dsLogon.aspx?ru=aHR0cDovL21kY3BzcG9ydGFsLmRhZGVzY2hvb2xzLm5ldC8=	https://auth.dadeschools.net/auth/dsLogon.aspx?ru=aHR0cDovL21kY3BzcG9ydGFsLmRhZGVzY2hvb2xzLm5ldC8=
What is my assignment?	StoryWorks- Students will read the assigned story Monday and each day will work on a skills worksheet. At the end	i-Ready- Students will work on their individual lessons and/or the teacher assigned lesson for 15 minutes per day.	Studies Weekly: studiesweekly.com Students will read weekly Newspaper. BrainPop Science	Complete Exercise Log: 1. Leg stretches 2. 3 sets of 12 jumping jacks	Complete “Articulation and Tempo” Assignments in quavermusic.com	With parental permission/supervision, access https://youtu.be/WZP7Z2UH6M	Copy and do Voc. El Salto Angel words posted in portal.




WILLIAM LEHMAN

Elementary School

The Future Begins Here

	<p>of each week, students will take the quiz on the story.</p> <p>i-Ready- Students will complete your regular lessons and/or the teacher assigned lesson for approximately 60 minutes PER WEEK</p> <p>Daily Language Practice: Daily handout will be posted in Teams assignments</p>	<p>ThinkCentral Go Math Students have access via the student portal</p> <p>Reflex Math Students have access via the student portal</p>	<p>Students will be working on an assigned lesson and completing the quiz.</p>	<p>3. 3 sets of 12 push-ups 4. 3 sets of 12 sit-ups 5. 3 sets of jumping rope skill(running in place) 30 sec rest in between</p>		<p>“Sandra Silberzweig Selfies”</p>	<p>Student will submit completed work via picture in teacher email.</p>
<p>When is my assignment due?</p>	<p>Please check your teacher’s TEAM room for assignment due date.</p>	<p>Please check your teacher’s TEAM room for assignment due date.</p>	<p>Please check your teacher’s TEAM room for assignment due date.</p>		<p>“Articulation and Tempo” is due on 4/24/20</p>	<p>Monday, April 27</p>	<p>04/24/2020</p>
<p>What digital resources will I use for my daily assignments?</p>	<p>StoryWorks digital magazine www.storyworks.scholastic.com *Use the login information provided by your teacher.</p> <p>Khan Academy Videos: www.khanacademy.org</p>	<p>Brain Pop www.brainpop.com</p> <p>ThinkCentral Go Math Student will have access via the student portal</p> <p>Reflex Math Students have access via the student portal</p>	<p>Studies Weekly: studiesweekly.com</p> <p>Brain Pop Science www.brainpop.com/science Ecology & Behavior Lessons</p> <p>Log in with password provided by your teacher.</p>	<p>Move to learn: Exercise videos</p> <p>https://nam01.safelinks.protection.outlook.com/?url=https%3A%2F%2Fwww.youtube.com%2Fchannel%2FUcUdEctalgaEexi3ZFjkiQ&data=02%7C01%7Cpwgreen%40dadeschools.net%7C3c371e15d4fe4e5231e708d7c74edf00%7C4578f68f86cd4af9b31793e3826ca0f5%7C0%7C0%7C637197013885294683&sdata=2VeNRO9zKwOProYINC4%2</p>	<p>Microsoft Teams</p> <p>Quavermusic.com</p>	<p>YouTube videos above.</p>	<p>Schoology found in the student portal . 3rd.-5th grade Use online dictionary www.rae.es to look up meanings.</p>




WILLIAM LEHMAN

Elementary School

The Future Begins Here

BToDAwCxnkfoCBG
Rvhfb1wMM%3D&re
served=0


Daily Tasks:	Reading	Math	Content	P.E.	Music	Art	Spanish
Monday, April 13	<p>Read your StoryWorks article. Use text-to-speech if needed to read the article. Answer the questions on the skills worksheet provided by your teacher.</p> <p>Daily Language Review 1 Complete assignment & submit in Team Room</p> <p>View “there, they’re & their” Video https://www.khanacademy.org/humanities/grammar/usage-and-style/frequently-confused-words/v/there-their-theysre-final</p> <p>i-Ready- Please complete your regular lessons and/or the teacher assigned lesson for approximately 60 minutes PER WEEK</p>	<p>i-Ready 15 minutes</p> <p>Reflex Math 15 minutes</p> <p>Think Central-Go Math! Chapter 4</p> <ol style="list-style-type: none"> 1. Student portal 2. Math etextbook 3. Click “Things To Do” 4. Click on PreTest 5. Click start, complete all the questions, using example, step by step & Check Answer 6. Click Turn it in 	<p>Social Studies: Studiesweekly.com Open Week 6 Natives of Florida Read 4 articles and take notes</p>	<p>3 sets of 12 jumping jacks 3 sets of 12 push ups 3 sets of 12 sit ups 3 sets of jumping rope skill(running in place) 30 sec rest in between</p>	<p>Since music classes meet only once a week, please complete assignments whenever possible, but by the due date. Assessments won’t be accessible after due dates.</p>		



WILLIAM LEHMAN Elementary School

The Future Begins Here

<p>Tuesday, April 14</p>	<p>Review your StoryWorks article. Use text-to-speech if needed to reread the article. Answer the questions on the skills worksheet provided by your teacher.</p> <p>Daily Language Review 2 Complete assignment & submit in Team Room</p> <p>Complete "there, they're & their" Practice https://www.khanacademy.org/humanities/grammar/usage-and-style/frequently-confused-words/e/frequently-confused-words--there-their-their-re</p> <p>i-Ready- Please complete your regular lessons and/or the teacher assigned lesson for approximately 60 minutes PER WEEK</p>	<p>i-Ready 15 minutes</p> <p>Reflex Math 15 minutes</p> <p>Think Central-Go Math! Chapter 4</p> <ol style="list-style-type: none">1. Student portal2. Math etextbook3. Click "Things To Do"4. Click on Lesson 4.3 Interpret the Remainder5. Click start, complete all the questions, using example, step by step & Check Answers6. Click Turn it In	<p>BrainPop</p> <ol style="list-style-type: none">1. Using Google: go to brainpop.com2. Click "Log in" (Username & Password Provided by Teacher)3. Click on Science4. Scroll down and click on the Diversity of Life5. Click on "Mammals" https://www.brainpop.com/science/diversityoflife/mammals/6. View the video7. You may click on "Movie Transcript" to read the information in the video8. Click on Quiz9. Click on Graded and Complete Quiz10. Click on Email Your Result11. Write your full name and email to your teacher: dgunther@dadeschools.net cpuett@dadeschools.net	<p>3 sets of 12 jumping jacks 3 sets of 12 push ups 3 sets of 12 sit ups 3 sets of jumping rope skill (running in place) 30 sec rest in between</p>			
---------------------------------	--	---	---	---	--	--	--




WILLIAM LEHMAN

Elementary School

The Future Begins Here

			333348@dadeschools.net (Mr. Lozano)				
Wednesday, April 15	Review your StoryWorks article. Use text-to-speech if needed to reread the article. Answer the questions on the skills worksheet provided by your teacher Daily Language Review 3 Complete assignment & submit in Team Room i-Ready- Please complete your regular lessons and/or the teacher assigned lesson for approximately 60 minutes PER WEEK	i-Ready 15 minutes Reflex Math 15 minutes Think Central-Go Math! Chapter 1. Student portal 2. Math etextbook 3. Click "Things To Do" 4. Click on Lesson 4.10 Placing the First Digit 5. Click start, complete all the questions, using example, step by step & Check Answer 6. Click Turn it in	Social Studies: Studiesweekly.com Open Week 6 Natives of Florida Read 5 articles and take notes	3 sets of 12 jumping jacks 3 sets of 12 push ups 3 sets of 12 sit ups 3 sets of jumping rope skill(running in place) 30 sec rest in between			
Thursday, April 16	Review your StoryWorks article. Use text-to-speech if needed to reread the article. Answer the questions on the skills worksheet provided by your teacher. Daily Language Review 4 Complete assignment & submit in Team Room i-Ready- Please complete your regular	i-Ready 15 minutes Reflex Math 15 minutes Think Central-Go Math! Chapter 1. Student portal 2. Math etextbook 3. Click "Things To Do" 4. Click on Lesson 4.11 Divide by 1-Digit Numbers	1.Using Google: go to brainpop.com 2.Click "Log in" (Username & Password Provided by Teacher) 3.Click on Science 4.Scroll down and click on the Diversity of Life 5. Click on " Birds " https://www.brainpop.com/science/diversityoflife/birds/	3 sets of 12 jumping jacks 3 sets of 12 push ups 3 sets of 12 sit ups 3 sets of jumping rope skill(running in place) 30 sec rest in between			




WILLIAM LEHMAN

Elementary School

The Future Begins Here

	<p>lessons and/or the teacher assigned lesson for approximately 60 minutes PER WEEK</p>	<p>5. Click start, complete all the questions, using example, step by step & Check Answer 6. Click Turn it In</p>	<p>6.View the video 7.You may click on "Movie Transcript" to read the information in the video 8. Click on Quiz 9.Click on Graded and Complete Quiz 10.Click on Email Your Result 11.Write your full name and email to your teacher: dgunther@dadeschools.net cpuett@dadeschools.net 333348@dadeschools.net (Mr. Lozano)</p>				
<p>Friday, April 17</p>	<p>Review your StoryWorks article. Use text-to-speech if needed to reread the article. Complete the Quiz for a grade. Daily Language Quiz Complete & submit assignment in Team Room i-Ready- Please complete your regular lessons and/or the teacher assigned lesson for</p>	<p>i-Ready 15 minutes Reflex Math 15 minutes Think Central-Go Math! Chapter 4 1. Student portal 2. Math etextbook 3. Click "Things To Do" 4. Click on Post Test 5. Click start, complete all the questions, using example, step by step & Check Answer</p>	<p>Social Studies: Studiesweekly.com Open Week 6: Natives of Florida Read Final 2 and take notes. Do Crossword Puzzle, Take Quiz, & Submit Answers</p>	<p>3 sets of 12 jumping jacks 3 sets of 12 push ups 3 sets of 12 sit ups 3 sets of jumping rope skill(running in place) 30 sec rest in between</p>			



WILLIAM LEHMAN

Elementary School

The Future Begins Here

	approximately 60 minutes PER WEEK	6. Click Turn it in					
Did the teacher share any additional information?	Additional information will be made available through the TEAM room. For any password information, please email your teacher directly.	Additional information will be made available through the TEAM room via Office 365 and email	Additional information will be made available through the TEAM room via Office 365 and email	Have your parents initial each daily entry. Send log to Coach Chickillo or Coach Bethell	CLASS CODES: Puett: C8QWC Mancini: ACDSE Lozano: 8NMBX Vigil: YPYYU Bosch: AND8A Students must create an account in quavermusic.com Instructions for creating an account are located in the "Assignments" section in Microsoft Teams	Video uses chalk pastels and black glue. NO NEED to use GLUE. Use a dark color marker for outline and can use crayons or coloring pencils if pastels not available. IF available, Can use dark paper if using pastels, use regular, white paper for regular coloring. Blend by using a light layer of colors.	