


# WILLIAM LEHMAN Elementary School

The Future Begins Here

**GRADE LEVEL: 3<sup>rd</sup>**

**WEEK OF: 4-20-2020**


	Teachers:Lopez, Yngerto, Goberna, Yurubi, Martinez  <u>Subject:</u> Reading/LA	Teachers: Bayon, Brown, Carvajal, Sanchez  <u>Subject:</u> Math	Teachers: Bayon, Brown, Carvajal, Sanchez  <u>Subject:</u> Math	Teachers Mr.Chickillo Mr. Bethell  <u>Subject:</u> PE	Teachers Mrs. Urbanik  <u>Subject:</u> Music	Teachers Ms. Castilla  <u>Subject:</u> Art	Teachers Brockway & Barreiro- Martinez  <u>Subject:</u> World Languages
<b>What hours will my teachers be available every day to help me?</b>	8:30-11:30am On Microsoft Teams	11:30 am – 2:30 pm On Microsoft Team	11:30 am – 2:30 pm On Microsoft Team	10:30 a.m. to 1:30 p.m.	10:30 a.m. to 1:30 p.m.	10:30 a.m. to 1:30 p.m.	10:30 a.m. to 1:30 p.m.
<b>How should I communicate with my teacher?</b>	Microsoft Teams (All Teachers) Class Dojo-Lopez Remind-Yngerto School Email- Martinez/Yurubi/ Goberna  Mrs. Lopez – E-mail: <a href="mailto:ilopez3@dadeschools.net">ilopez3@dadeschools.net</a>  Dr. Martinez – E-mail: <a href="mailto:sbmartinez@dadeschools.net">sbmartinez@dadeschools.net</a>  Mrs. Yngerto – Email: <a href="mailto:myngerto@dadeschools.net">myngerto@dadeschools.net</a>  Ms. Goberna – E-mail (only) <a href="mailto:igoberna@dadeschools.net">igoberna@dadeschools.net</a>	Microsoft Teams (All Teachers) Mrs. Banyon E-mail & Remind. <a href="mailto:Ritzzy13@dadeschools.net">Ritzzy13@dadeschools.net</a>  Mrs. Brown – E-mail <a href="mailto:kmbrown@dadeschools.net">kmbrown@dadeschools.net</a>  Mrs. Sanchez – E-mail & Class Dojo <a href="mailto:cesanchez@dadeschools.net">cesanchez@dadeschools.net</a>  Mrs. Carvajal – <a href="mailto:mcarvajalus@dadeschools.net">mcarvajalus@dadeschools.net</a>	Microsoft Teams (All Teachers) Mrs. Banyon E-mail & Remind. <a href="mailto:Ritzzy13@dadeschools.net">Ritzzy13@dadeschools.net</a>  Mrs. Brown – E-mail <a href="mailto:kmbrown@dadeschools.net">kmbrown@dadeschools.net</a>  Mrs. Sanchez – E-mail & Class Dojo <a href="mailto:cesanchez@dadeschools.net">cesanchez@dadeschools.net</a>  Mrs. Carvajal – <a href="mailto:mcarvajalus@dadeschools.net">mcarvajalus@dadeschools.net</a>	<a href="mailto:pchickillo@dadeschools.net">pchickillo@dadeschools.net</a>  coachbethell@dadeschools.net	<a href="mailto:Jurbanik@dadeschools.net">Jurbanik@dadeschools.net</a>  Microsoft Teams – Located in student portal under Office 365	lcastilla@dadeschools.net as well as Office 365	Aivlis <a href="mailto:@dadeschools.net">@dadeschools.net</a>  sbrockway <a href="mailto:@dadeschools.net">@dadeschools.net</a>



# WILLIAM LEHMAN Elementary School

The Future Begins Here

<p>Did I login to my portal so I do not get marked absent?</p>	<p><a href="https://auth.dadeschools.net/auth/dsLogon.aspx?ru=aHR0cDovL21kY3BzcG9ydGFsLmRhZGVzY2hvb2xzLm5ldC8=">https://auth.dadeschools.net/auth/dsLogon.aspx?ru=aHR0cDovL21kY3BzcG9ydGFsLmRhZGVzY2hvb2xzLm5ldC8=</a></p>	<p><a href="https://auth.dadeschools.net/auth/dsLogon.aspx?ru=aHR0cDovL21kY3BzcG9ydGFsLmRhZGVzY2hvb2xzLm5ldC8=">https://auth.dadeschools.net/auth/dsLogon.aspx?ru=aHR0cDovL21kY3BzcG9ydGFsLmRhZGVzY2hvb2xzLm5ldC8=</a></p>	<p><a href="https://auth.dadeschools.net/auth/dsLogon.aspx?ru=aHR0cDovL21kY3BzcG9ydGFsLmRhZGVzY2hvb2xzLm5ldC8=">https://auth.dadeschools.net/auth/dsLogon.aspx?ru=aHR0cDovL21kY3BzcG9ydGFsLmRhZGVzY2hvb2xzLm5ldC8=</a></p>	<p><a href="https://auth.dadeschools.net/auth/dsLogon.aspx?ru=aHR0cDovL21kY3BzcG9ydGFsLmRhZGVzY2hvb2xzLm5ldC8=">https://auth.dadeschools.net/auth/dsLogon.aspx?ru=aHR0cDovL21kY3BzcG9ydGFsLmRhZGVzY2hvb2xzLm5ldC8=</a></p>	<p><a href="https://auth.dadeschools.net/auth/dsLogon.aspx?ru=aHR0cDovL21kY3BzcG9ydGFsLmRhZGVzY2hvb2xzLm5ldC8=">https://auth.dadeschools.net/auth/dsLogon.aspx?ru=aHR0cDovL21kY3BzcG9ydGFsLmRhZGVzY2hvb2xzLm5ldC8=</a></p>	<p><a href="https://auth.dadeschools.net/auth/dsLogon.aspx?ru=aHR0cDovL21kY3BzcG9ydGFsLmRhZGVzY2hvb2xzLm5ldC8=">https://auth.dadeschools.net/auth/dsLogon.aspx?ru=aHR0cDovL21kY3BzcG9ydGFsLmRhZGVzY2hvb2xzLm5ldC8=</a></p>	<p><a href="https://auth.dadeschools.net/auth/dsLogon.aspx?ru=aHR0cDovL21kY3BzcG9ydGFsLmRhZGVzY2hvb2xzLm5ldC8=">https://auth.dadeschools.net/auth/dsLogon.aspx?ru=aHR0cDovL21kY3BzcG9ydGFsLmRhZGVzY2hvb2xzLm5ldC8=</a></p>
<p>What is my assignment?</p>	<p>Unit 5 Week 4 McGraw Hill Wonders from student portal</p> <p><b>Parents and Students: Visit each specific teacher's Team Site for worksheets, links and handouts!</b></p> <p>TO DO LIST</p> <p>Ms. Goberna's Students:</p> <p><u>Please See Separate 3<sup>rd</sup> Grade Assignment Sheet for Ms. Goberna's Assignments</u></p>	<p>1.. Go Math - Common Core Gr. 3 (Interactive Student Edition, from Student Portal, MY LIBRARY,</p> <p>2. I-Ready,</p> <p>3. Discovery Education, all on Student Portal,</p> <p>4. Brain Pop</p> <p>5. Khan Academy</p>	<p>Science: Plants, Topic 4, Pearson Elevate Science</p> <p>Social Studies Textbook, Lesson 8: Understanding our Economy</p> <p>Brain Pop Discovery Education</p>	<p>Students will create an exercise log. That includes the date, leg stretches, example right leg one. 3 sets of 12 jumping jacks 3 sets of 12 push ups 3 sets of 12 sit ups 3 sets of jumping rope skill 1 minute 30 seconds (running in place) 30 sec</p>	<p>Complete "String Family" and "Talk to Vivaldi" Assignments in quavermusic.com</p>	<p>2nd and 3rd grades AND SPED: <a href="https://youtu.be/v368I7nAltE">https://youtu.be/v368I7nAltE</a> "How To Draw a Landscape--Art Lesson For Kids"</p> <p>4th and 5th grades: <a href="https://youtu.be/W_ZP7Z2UH6M">https://youtu.be/W_ZP7Z2UH6M</a> "Sandra Silberzweig Selfies"</p>	<p>2nd gr. Copy and complete Pictionary with the words found in the portal labeled Una visita a El Yunque.</p> <p>3rd Copy and do Voc. La historia del canal de Panamá words posted in the portal.</p> <p>4th grade Copy and do Voc. El salto Angel words posted in portal.</p> <p>5 th gr. Copy and do Voc. La misteriosa escritura maya</p>




# WILLIAM LEHMAN

## Elementary School

The Future Begins Here

				rest in between  *list any additional exercise			words posted in portal.  Student will submit completed work via picture in teacher email.
When is my assignment due?	Every Friday	Every Monday	Every Monday		"The String Family" is due on 4/24/20 "Talk to Vivaldi" is due on 5/1/20	Monday, April 27, 2020	Assignment: 4/24/20  Student will submit completed work via picture in teacher email.
What digital resources will I use for my daily assignments ?	Student Portal I-Ready MyOn BrainPop: USER NAME: Lasers20 Password: Lasers20  Discovery Education  Ms. Goberna's students: Student Portal ESOL Level 1 - <u>Imagine Learning</u> ESOL Level 2 - <u>I-Ready</u> MyOn BrainPop YouTube	Student Portal -Math Textbook  I-Ready  MyOn  BrainPop: USER NAME: Lasers20 Password: Lasers20  Discovery Education Khan Academy	Student Portal - Science and Social Studies Textbooks  MyOn  BrainPop: USER NAME: Lasers20 Password: Lasers20  Discovery Education YouTube	Move to Learn - Exercise Videos  <a href="https://nam01.safelinks.protection.outlook.com/?url=https%3A%2F%2Fwww.youtube.com%2Fchannel%2FUcuPUdEctaIgaEexj3ZFjkiQ&amp;data=02%7C01%7Cpwgreen%40da deschools.net%7C3c371e15">https://nam01.safelinks.protection.outlook.com/?url=https%3A%2F%2Fwww.youtube.com%2Fchannel%2FUcuPUdEctaIgaEexj3ZFjkiQ&amp;data=02%7C01%7Cpwgreen%40da deschools.net%7C3c371e15</a>	Microsoft Teams Quavermusic.com	YouTube instructional videos with parental permission/supervision.	Schoology found in the student portal . 3rd. - 5 th grade Use online dictionary <a href="http://www.rae.es">www.rae.es</a> to look up meanings.




# WILLIAM LEHMAN

## Elementary School

The Future Begins Here


				d4fe4e5231e 708d7c74edf 00%7C4578f 68f86cd4af9 b31793e3826 ca0f5%7C0% 7C0%7C63719 70138852946 83&sdata=2Ve NRO9zKwOPr oYINC4%2BT oDAwCxnkfoC BGRvhfb1wM M%3D&reserv ed=0			
Daily Tasks:	Reading	Math	Content	P.E.	Music	Art	Spanish
<b>Monday</b>	Daily TO DO LIST from Student Portal Wonders Iready-15 min. MyOn  <b style="background-color: yellow;">Parents and Students: Visit each specific teacher's Team Site for worksheets, links and handouts!</b>	<b><u>Math:</u></b> 1. View: Math Interactive Student Ed. Gr. 3. Lesson 12.1, Describe Plane Shapes.  2., Complete 12.1, Personal Math Trainer (Yellow Whistle)  3. Complete 12.1, Personal Math Trainer (Red)	<b><u>Science:</u></b> 1. Read Science Text Book Topic 4 Lesson 2 Plants Parts: "Why do stems grow?" pages 136-137. Draw another plant with a stem.  <b><u>Social Studies:</u></b> 1. Watch YouTube Videos: A. Scarcity and Trade-offs	3 sets of 10 jumping jacks 3 sets of 10 push ups 3 sets of 10 sit ups 3 sets of jumping rope skill (running in place) 30 sec rest in between	Since music classes meet only once a week, please complete assignments whenever possible, but by the due date.	With parental permission/supervision, access YouTube: "Why You Should 2nd and 3rd grades AND SPED: <a href="https://youtu.be/v36817nAlTE">https://youtu.be/v36817nAlTE</a> "How To Draw a Landscape--Art Lesson For Kids" 4th and 5th grades: <a href="https://youtu.be/W_ZP7Z2UH6">https://youtu.be/W_ZP7Z2UH6</a>	3 <sup>rd</sup> Gr. - 5th gr. Read pgs.166-170. Copy and answer page 171 in notebook. Student will submit completed work via picture in teacher email



# WILLIAM LEHMAN Elementary School

The Future Begins Here

		Whistle) 3. I-Ready - Regular Instructional Pathway 4. Practice Multiplication w/Tables: Reflex Math	<a href="http://www.youtube.com/watch?v=DJP0eUiT70">www.youtube.com/watch?v=DJP0eUiT70</a>  B. YouTube Song: Scarcity Song <a href="https://www.youtube.com/watch?v=qKCrAxPyQ6w">https://www.youtube.com/watch?v=qKCrAxPyQ6w</a>  Complete worksheet, uploaded to Teams, to take notes as you watch videos. Send notes to teacher via email or teams.			M "Sandra Silberzweig Selfies"	
<b>Tuesday</b>	Daily <b>TO DO LIST</b> from Student Portal Wonders Iready-15 min. MyOn  <b>Parents and Students: Visit each specific teacher's Team Site for worksheets, links and handouts!</b>	<b>Math:</b> 1. View Khan Academy Lesson: Recognizing Shapes  <a href="https://www.khanacademy.org/math/basic-geo/basic-geometry-shapes/basic-geo-properties-">https://www.khanacademy.org/math/basic-geo/basic-geo-properties-</a>	<b>Science:</b> 1. View Discovery Education Video: Stem animation.  <b>Social Studies:</b> 1. Watch Brain Pop Jr. Goods and Services Take Quiz, send results to your teacher.	3 sets of 10 jumping jacks 3 sets of 10 push ups 3 sets of 10 sit ups 3 sets of jumping rope skill(running in place) 30 sec rest in between			




# WILLIAM LEHMAN

## Elementary School

The Future Begins Here


		<p><a href="#">shapes/v/recognizing-shapes</a></p> <p>2. I-Ready Teacher Assigned Lesson</p>					
	<p>Daily TO DO LIST from Student Portal Wonders Iready-15 min. MyOn</p> <p><b><u>Parents and Students: Visit each specific teacher's Team Site for worksheets, links and handouts!</u></b></p>	<p><b><u>Math:</u></b></p> <p>1. View: Math Interactive Student Ed. Gr. 3. Lesson 12.2, Describe Angles in Plane Shapes</p> <p>3. Complete 12.2, Personal Math Trainer (Yellow Whistle)</p> <p>4. Complete 12.2, Personal Math Trainer (Red Whistle)</p> <p>5. I-Ready - Regular lessons</p> <p>6. Practice Multiplication Tables: Reflex Math</p>	<p><b><u>Science:</u></b></p> <p>1. Read Science Text Lesson 2 Plant Parts 138-139</p> <p><b><u>Social Studies:</u></b></p> <p>1 Watch Video on Discovery Education: Supply and Demand <a href="https://dadeschools.discoveryeducation.com/learn/videos/1c015a91-c4e2-4bcd-87e-4-67ae3ab38779/">https://dadeschools.discoveryeducation.com/learn/videos/1c015a91-c4e2-4bcd-87e-4-67ae3ab38779/</a></p>	<p>3 sets of 10 jumping jacks 3 sets of 10 push ups 3 sets of 10 sit ups 3 sets of jumping rope skill(running in place) 30 sec rest in between</p>			



# WILLIAM LEHMAN Elementary School

The Future Begins Here

<p><b>Thursday</b></p> <p>Daily TO DO LIST from Student Portal Wonders Iready-15 min. MyOn</p> <p><b>Parents and Students: Visit each specific teacher's Team Site for worksheets, links and handouts!</b></p>	<p><u><b>Math</b></u></p> <p>1. View YouTube Videos:</p> <p>A. Angles Song   Acute, Obtuse, &amp; Right Angles (1:46 minutes) <a href="https://www.youtube.com/watch?v=NVuMULQjb3o">https://www.youtube.com/watch?v=NVuMULQjb3o</a></p> <p>B. Angles: measuring angles and their names (4:16) <a href="https://www.youtube.com/watch?v=9RTM418qfdI">https://www.youtube.com/watch?v=9RTM418qfdI</a></p> <p>2. I-Ready Teacher Assigned <u><b>Lesson</b></u></p> <p><u><b>3. Watch BrainPOP Jr. Video. Take and submit quiz for a grade.</b></u></p>	<p><u><b>Science:</b></u></p> <p>1. View Discovery Education Video : Getting to Know Plants Interactive</p> <p><u><b>Social Studies:</b></u></p> <p>Watch Supply &amp; Demand Video <a href="https://www.youtube.com/watch?v=2Wp-diDRVKI">https://www.youtube.com/watch?v=2Wp-diDRVKI</a></p>	<p>3 sets of 10 jumping jacks 3 sets of 10 push ups 3 sets of 10 sit ups 3 sets of jumping rope skill (running in place) 30 sec rest in between</p>			
--	---	---	---	--	--	--




# WILLIAM LEHMAN Elementary School

The Future Begins Here

		<a href="https://jr.brainpop.com/math/geometry/polygons/">https://jr.brainpop.com/math/geometry/polygons/</a>					
<b>Friday</b>	<p>Daily TO DO LIST from Student Portal Wonders Iready-15 min. MyOn</p> <p><b>Parents and Students: Visit each specific teacher's Team Site for worksheets, links and handouts!</b></p>	<p><b>Math:</b></p> <p>1. I-Ready Tutorial <a href="https://cainc.i-ready.com/lessonPreview.jsf?componentId=DI.MATH.GEO.3.200.0.10&amp;sc=q">https://cainc.i-ready.com/lessonPreview.jsf?componentId=DI.MATH.GEO.3.200.0.10&amp;sc=q</a></p> <p>2. I-Ready Games</p>	<p><b>Science</b></p> <p>1. Assessment Lesson 2 Plant Parts Quiz Digital Pearson Elevate Science Book</p> <p><b>Social Studies:</b></p> <p>Complete worksheet and to your teacher today.</p>	<p>3 sets of 10 jumping jacks 3 sets of 10 push ups 3 sets of 10 sit ups 3 sets of jumping rope skill(running in place) 30 sec rest in between</p>			
<b>Did the teacher share any additional information?</b>	<p>Check Microsoft Teams for any additional assignments.</p> <p><b><u>Ms. Goberna's Students:</u></b></p>	<p>We started using Khan Academy this week 😊</p>		<p>Have your parents initial each daily entry</p>	<p>Students must create an account in <a href="http://quavermusic.com">quavermusic.com</a> Instructions for creating an account are located in the "Assignments" section in</p>	<p>2nd and 3rd grades and SPED: Video uses Sharpies and oil. Substitute for crayons or coloring pencils if needed. Oil at end Is</p>	





# WILLIAM LEHMAN Elementary School

The Future Begins Here

					Microsoft Teams	OPTIONAL. 4th and 5th grades: Video uses chalk pastels and black glue. NO NEED to use GLUE. Use a dark color marker for outline and can use crayons or coloring pencils if pastels not available. IF available, Can use dark paper if using pastels, use regular, white paper for regular coloring. Blend by using a light layer of colors	
--	--	--	--	--	-----------------	--	--